


# Hvordan køber man BE licenser?

1. Klik ind på [www.learningstyles.net](http://www.learningstyles.net)
2. **Login** med dine kontooplysninger, som er dit brugernavn (e-mail) og dit eget kodeord



Learning Styles Online Learning Style Assessments Community Home Get Help

About Us Our Assessments Why Join? Free Sign Up Member Login

94,639 people from around the world are learning faster and easier

Join them now → or TAKE OUR TOUR

Brugernavn: mobr@asb.dk  
Adgangskode: \*\*\*\*\*  
Log på Glemt din adgangskode? Registrer

Online Learning Styles Assessment Shortcuts

3. Vælg ”Shop” i den lyseblå menubjælke og klik derefter på ”Assessments”

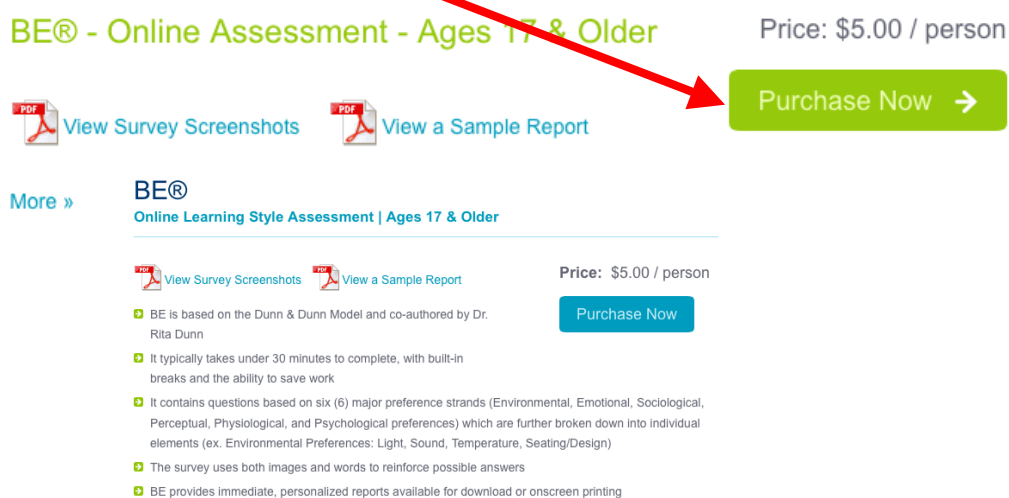


Learning Styles Hi Morten Home My Account Help Logout

My Assessments Teaching Resources ILSN & Research Shop

Assessments  
Books & Manuals  
Games

4. Vælg herefter ”Purchase now” under BE® - Ages 17 and Older



BE® - Online Assessment - Ages 17 & Older Price: \$5.00 / person

View Survey Screenshots View a Sample Report Purchase Now →

More » BE® Online Learning Style Assessment | Ages 17 & Older

View Survey Screenshots View a Sample Report Price: \$5.00 / person Purchase Now

- BE is based on the Dunn & Dunn Model and co-authored by Dr. Rita Dunn
- It typically takes under 30 minutes to complete, with built-in breaks and the ability to save work
- It contains questions based on six (6) major preference strands (Environmental, Emotional, Sociological, Perceptual, Physiological, and Psychological preferences) which are further broken down into individual elements (ex. Environmental Preferences: Light, Sound, Temperature, Seating/Design)
- The survey uses both images and words to reinforce possible answers
- BE provides immediate, personalized reports available for download or onscreen printing

ASB LEARNING STYLES LAB har ikke økonomiske interesser i BE Survey eller [www.learningstyles.net](http://www.learningstyles.net). For spørgsmål af teknisk karakter bedes al henvendelse foretaget direkte til hjemmesidens administrator.



5. Vælg et navn til din licensgruppe (1) og indtast antallet af licenser du ønsker at købe (2) – klik herefter på ”Add to Cart” (3)

**BE®**  
Online Learning Style Assessment | Ages 17 & Older

### Account Information

Create a New Account  
Create an account name:

OR

Add Surveys to an Existing Account

### Surveys

Please enter the total number of surveys you would like to purchase for this account. Each person requires one survey. Surveys are \$5.00/person.

Total Surveys:  Total: \$125.00 USD

If you were given a Purchase Order, [click here](#)

**Add to Cart →**

6. Du skal nu indtaste dine køberoplysninger, som er navn, efternavn og adresse på den der køber licenserne, klik herefter på ”Continue”

### Payment Information

Who are we billing?

#### Billing Address

Please use the following form to create a billing address to use for this order.

**IMPORTANT:** If paying by CREDIT CARD make sure that this address matches the one on the card. If you are paying by PURCHASE ORDER please make sure that this is the address you would like to show up on the invoice.

First Name:

Last Name:

Street Address:

City/Town:

State/Province/Region:

Zip Code/Postal Code:

Country:

**Checkout Process**

1. Billing Address
2. Payment Info
3. Confirmation
4. Finished!

**← Back** **Continue →**






7. Næste skridt er at vælge betalingsmåde, enten med kreditkort eller bankoverførsel – indtast oplysningerne og klik herefter på ”Continue”

## Payment Information

How would you like to pay for your items?

### Payment Method

Please select a payment method.

**Credit Card**     
(We currently do not accept Discover cards)

Name As It Appears On Card:

Credit Card Number:  (no spaces)

Expiration Date:

**Wire Transfer** (Additional \$35.00 USD Fee)

Want to pay using a different method? [Contact us](#)

### Checkout Process

1. Billing Address
2. **Payment Info**
3. Confirmation
4. Finished!

### Add Comments About Your Order

[← Back](#)

Clicking **CONTINUE** will **NOT** process your order. You will be given an opportunity on the next page to review and confirm your order.

[Continue →](#)

8. Du skal derefter bekræfte købet – check at de indtaste oplysninger er korrekte og klik herefter på ”Confirm Order”

[← Back](#)

To complete your order, click the **CONFIRM ORDER** button.

[Confirm Order →](#)



9. Købet er afsluttet og du bliver dirigeret videre og får oplyst licenskoden til din nyoprettede gruppe. Du kan vælge at printe din faktura (1), du kan se gruppenavn og licenskoden (2), og du kan gå videre og administrere gruppen (3)

## Finished!

Thank you for your business

1

### Important Order Information/Receipt

We highly recommend that you print this page before exiting, it contains important information regarding product setup and administration and/or delivery and customer support. This information has also been emailed to you.

Print this page now! 

### Assessment Setup and Administration Information:



2

Account Name: Test

Account Code: XXXXX

You have added 1 new survey license to this account successfully.

If you are administering this assessment to others, you can download an instruction page to edit with your account code and distribute to your participants. You can find the document [here](#) or on the website in the Help/FAQ section.

3

Manage this Account →

Held og lykke med dit fremtidige læringsstilsarbejde!